



Round 3 - Phillip Island GP Circuit - September 3 & 4
FORMULA SPORT

Date: **03/09/22**
Event: **R12**
Weather: **Mostly cloudy - Temp: 12.1C**
Track: **Dry - Temp: 17.8C**

Leg 2

Started at: **16:40:24**
Laps: **4**
Starters: **26**
Printed at: **16:54**

PROVISIONAL CLASSIFICATION

Pos	No	Name	Class	Machine	Laps	Race Time	Behind Leader	Behind Prev	Fastest Lap	On Lap	Top Speed
1	24	Charles HERN / Murray Valley Training Co	PM1	Yamaha R1 1000	4	7:00.814			1:42.832	2	267
2	268	John PRICE / BRT / Aunty Mal	TBK	Ducati P-gale 1100	4	7:09.216	8.402	8.402	1:44.644	4	250
3	36	Christopher DUFFY / Bakery On Broadway / Lynch's Garage / BLS Racing / Wycheproof MCC	PM1	Suzuki GSXR 1000	4	7:10.138	9.324	.922	1:46.006	3	260
4	4A	Michael HICKS	PM1	Suzuki GSXR 1000	4	7:11.201	10.387	1.063	1:45.785	4	254
5	95	Matthew RINDEL / StayUpright / The Grinning Dingo / AMX / Woodcraft / Shoei / DeWith M-sport	PM1	Yamaha R1 1000	4	7:14.597	13.783	3.396	1:45.701	4	255
6	52	Mitchell HAWKSLEY / Webb Racing / Launceston Environmental Services / Engine Reco & Parts	PM6	Honda CBR 600	4	7:14.917	14.103	.320	1:45.305	4	258
7	7A	Shane ROBINSON / Sky Links	PM1	Suzuki GSXR 1000	4	7:17.724	16.910	2.807	1:46.089	2	261
8	8A	Marcus DELANEY / Horizon Motorcycles / Delaney & Co.	PM6	Yamaha R6 600	4	7:17.788	16.974	.064	1:47.156	2	257
9	81	Gary TIDD / Waterjet Solutions	TBK	Ducati 1198	4	7:27.612	26.798	9.824	1:49.705	3	226
10	686	Tracey DAVIES / Breheny Brothers Breweries / RBT Suppliers / The Grinning Dingo	TBK	Ducati P-gale 1199	4	7:29.709	28.895	2.097	1:49.274	4	239
11	3	Shane O'BRIEN	PM6	Yamaha R6 600	4	7:29.884	29.070	.175	1:49.403	3	245
12	80	David BARTELS / Motorcycle City / Castings Tasmania / BVZ Designs	PM6	Honda CBR 600	4	7:35.983	35.169	6.099	1:51.703	4	242
13	616	William DOWNIE / Bakery on Broadway	PM1	Suzuki GSXR 1000	4	7:42.691	41.877	6.708	1:51.445	4	257
14	86	Aaron DREW / Grey Import Spares	PM1	Kawasaki ZX10R 1000	4	7:44.894	44.080	2.203	1:53.507	4	236
15	74	Jonathan BOSCH / Ever Ready Bricklaying / Just Water Solutions / Moss Industry Florists	P67	Kawasaki ZX6R 600	4	7:46.314	45.500	1.420	1:54.419	3	229
16	76	Scott WEBSTER	P67	Honda RC30 749	4	7:51.411	50.597	5.097	1:53.789	2	229
17	48	Robert DAFF / Rotunda Racing	TBK	Ducati 998	4	7:54.808	53.994	3.397	1:54.952	2	234
18	62	Francis DILLON / Bakery on Broadway	PM1		4	7:56.965	56.151	2.157	1:55.777	4	237
19	73	Stuart BUGG / Cranes Combined K8 Created	P67	Kawasaki ZX7R 750	4	7:57.217	56.403	.252	1:55.549	2	218
20	46	Jeffrey DIACONO / Melbourne Auto Developments	PM1	Suzuki GSXR 750	4	8:07.823	1:07.009	10.606	1:56.332	4	246
21	42	Dick LODGE / BLS Racing / The Rock Adventure Centre / Road and River Racing	PM1	Yamaha R1 1000	4	8:09.366	1:08.552	1.543	1:58.212	4	234
22	37	Paul CONWAY	P67	Yamaha R1 1000	4	8:11.045	1:10.231	1.679	1:58.931	4	217
23	12	Kruiz JENKINS / Jenkins Smash Repairs Racing	PM6	Kawasaki ZX 636	4	8:12.404	1:11.590	1.359	2:01.182	2	237
24	87	Brad GORRIE	P67	Honda CBR 600	4	8:15.873	1:15.059	3.469	2:01.394	2	208
25	83	Nathan HILLMAN / Pheonix Car Rentals	TBK	Triumph Dayt. 675	4	8:22.438	1:21.624	6.565	1:58.800	3	223
26	816	Darren LARK	P67	Honda CBR 893	4	8:44.698	1:43.884	22.260	2:07.863	4	195


Fastest Lap was 1:42.832 by Charles HERN

*** RACE REDUCED FROM 5 TO 4 LAPS DUE TO EARLIER TIME DELAYS ***

The results are provisional until the end of the time limit for protests and appeals.


Scott Laing
Chief Timekeeper - Scott Laing

Tony Bolin
Clerk of Course - Tony Bolin



COMPUTIME RACE TIMING SYSTEMS PTY LTD
www.computime.com.au

E-mail: scott@computime.com.au / Ph: 0418 17 13 17





Round 3 - Phillip Island GP Circuit - September 3 & 4
FORMULA SPORT

Leg 2

Date: 03/09/22
 Event: R12
 Weather: Mostly cloudy - Temp: 12.1C
 Track: Dry - Temp: 17.8C

Started at: 16:40:24
 Laps: 4
 Starters: 26
 Printed at: 16:54

PROVISIONAL LAP TIMES

No	Name	Lap 1	Lap 2	Lap 3	Lap 4
3	Shane O'BRIEN	1:59.985	1:51.085	1:49.403	1:49.411
4A	Michael HICKS	1:50.971	1:46.249	1:48.196	1:45.785
7A	Shane ROBINSON	1:54.732	1:46.089	1:48.121	1:48.782
8A	Marcus DELANEY	1:54.959	1:47.156	1:47.219	1:48.454
12	Kruiz JENKINS	2:08.644	2:01.182	2:01.336	2:01.242
24	Charles HERN	1:49.050	1:42.832	1:44.108	1:44.824
36	Christopher DUFFY	1:50.825	1:46.860	1:46.006	1:46.447
37	Paul CONWAY	2:10.187	2:01.614	2:00.313	1:58.931
42	Dick LODGE	2:09.578	2:00.870	2:00.706	1:58.212
46	Jeffrey DIACONO	2:10.716	2:00.139	2:00.636	1:56.332
48	Robert DAFF	2:08.664	1:54.952	1:55.512	1:55.680
52	Mitchell HAWKSLEY	1:55.312	1:45.752	1:48.548	1:45.305
62	Francis DILLON	2:08.674	1:56.396	1:56.118	1:55.777
73	Stuart BUGG	2:07.618	1:55.549	1:56.849	1:57.201
74	Jonathan BOSCH	2:01.743	1:54.472	1:54.419	1:55.680
76	Scott WEBSTER	2:06.996	1:53.789	1:54.688	1:55.938
80	David BARTELS	2:00.115	1:52.094	1:52.071	1:51.703
81	Gary TIDD	1:56.824	1:50.462	1:49.705	1:50.621
83	Nathan HILLMAN	2:19.786	2:03.743	1:58.800	2:00.109
86	Aaron DREW	2:02.916	1:54.662	1:53.809	1:53.507
87	Brad GORRIE	2:11.375	2:01.394	2:01.596	2:01.508
95	Matthew RINDEL	1:54.167	1:47.393	1:47.336	1:45.701
268	John PRICE	1:52.044	1:45.915	1:46.613	1:44.644
616	William DOWNIE	2:06.815	1:52.681	1:51.750	1:51.445
686	Tracey DAVIES	1:59.849	1:50.533	1:50.053	1:49.274
816	Darren LARK	2:18.321	2:09.685	2:08.829	2:07.863

*** RACE REDUCED FROM 5 TO 4 LAPS DUE TO EARLIER TIME DELAYS ***

The results are provisional until the end of the time limit for protests and appeals.


Scott Laing
 Chief Timekeeper - Scott Laing

Tony Bolin
 Clerk of Course - Tony Bolin



COMPUTIME RACE TIMING SYSTEMS PTY LTD
www.computime.com.au

E-mail: scott@computime.com.au / Ph: 0418 17 13 17





Round 3 - Phillip Island GP Circuit - September 3 & 4
FORMULA SPORT

Leg 2

Date: 03/09/22
Event: R12
Weather: Mostly cloudy - Temp: 12.1C
Track: Dry - Temp: 17.8C


Started at: 16:40:24
Laps: 4
Starters: 26
Printed at: 16:54

PROVISIONAL SPLIT TIMES

Lap	Split 1	Split 2	Split 3	Split 4	Lap Time	Spd	Lap	Split 1	Split 2	Split 3	Split 4	Lap Time	Spd
3 Shane O'BRIEN (11th)							37 Paul CONWAY (22th)						
1	34.772	32.867	21.376	30.970	1:59.985	205	1	38.524	35.289	23.317	33.057	2:10.187	167
2	26.704	32.318	21.159	30.904	1:51.085	244	2	29.924	35.466	23.555	32.669	2:01.614	217
3	26.439	31.927	20.994	30.043	1:49.403	245	3	29.486	34.912	23.574	32.341	2:00.313	199
4	26.345	31.908	20.769	30.389	1:49.411	243	4	28.822	34.687	23.335	32.087	1:58.931	216
4A Michael HICKS (4th)							42 Dick LODGE (21th)						
1	31.027	31.096	20.048	28.800	1:50.971	201	1	37.955	35.650	22.964	33.009	2:09.578	175
2	25.634	30.895	20.269	29.451	1:46.249	248	2	29.153	35.154	23.243	33.320	2:00.870	234
3	26.167	32.419	20.466	29.144	1:48.196	254	3	29.633	34.892	23.312	32.869	2:00.706	222
4	25.493	30.919	20.361	29.012	1:45.785	251	4	28.995	34.337	22.336	32.544	1:58.212	221
7A Shane ROBINSON (7th)							46 Jeffrey DIACONO (20th)						
1	33.755	31.342	20.119	29.516	1:54.732	200	1	38.490	36.769	22.748	32.709	2:10.716	186
2	25.594	30.897	20.141	29.457	1:46.089	261	2	29.270	35.445	22.730	32.694	2:00.139	243
3	26.353	31.195	20.581	29.992	1:48.121	242	3	29.148	35.733	22.902	32.853	2:00.636	241
4	26.423	31.605	20.596	30.158	1:48.782	242	4	28.382	34.273	21.936	31.741	1:56.332	246
8A Marcus DELANEY (8th)							48 Robert DAFF (17th)						
1	32.702	31.740	20.764	29.753	1:54.959	192	1	36.092	35.207	24.111	33.254	2:08.664	186
2	25.791	31.296	20.906	29.163	1:47.156	244	2	27.813	33.599	22.015	31.525	1:54.952	233
3	25.846	31.225	20.941	29.207	1:47.219	256	3	28.190	33.441	22.149	31.732	1:55.512	224
4	26.443	31.451	21.021	29.539	1:48.454	257	4	27.985	33.865	22.141	31.689	1:55.680	234
12 Kruiz JENKINS (23th)							52 Mitchell HAWKSLEY (6th)						
1	35.811	35.128	23.951	33.754	2:08.644	197	1	34.356	31.238	20.541	29.177	1:55.312	194
2	29.369	35.210	23.473	33.130	2:01.182	224	2	25.789	30.470	20.421	29.072	1:45.752	253
3	28.898	35.950	23.471	33.017	2:01.336	237	3	26.296	33.042	20.376	28.834	1:48.548	248
4	28.798	36.236	23.635	32.573	2:01.242	236	4	25.889	30.217	20.271	28.928	1:45.305	258
24 Charles HERN (1st)							62 Francis DILLON (18th)						
1	30.686	30.272	19.816	28.276	1:49.050	200	1	37.376	34.650	23.653	32.995	2:08.674	179
2	25.047	29.921	19.668	28.196	1:42.832	267	2	28.968	33.240	22.471	31.717	1:56.396	227
3	25.167	30.307	19.977	28.657	1:44.108	262	3	29.048	33.392	22.439	31.239	1:56.118	220
4	25.207	30.378	20.335	28.904	1:44.824	265	4	28.900	32.999	22.442	31.436	1:55.777	237
36 Christopher DUFFY (3rd)							73 Stuart BUGG (19th)						
1	31.216	30.437	19.729	29.443	1:50.825	203	1	36.245	34.849	24.159	32.365	2:07.618	186
2	25.684	31.181	20.442	29.553	1:46.860	260	2	28.426	32.931	22.836	31.356	1:55.549	210
3	25.899	30.865	20.116	29.126	1:46.006	253	3	28.922	33.364	23.158	31.405	1:56.849	216
4	25.765	31.610	20.143	28.929	1:46.447	258	4	28.812	33.497	22.887	32.005	1:57.201	218


Scott Laing
Chief Timekeeper - Scott Laing

Tony Bolin
Clerk of Course - Tony Bolin



COMPUTIME RACE TIMING SYSTEMS PTY LTD
www.computime.com.au

E-mail: scott@computime.com.au / Ph: 0418 17 13 17





Round 3 - Phillip Island GP Circuit - September 3 & 4
FORMULA SPORT

Leg 2

Date: 03/09/22
Event: R12
Weather: Mostly cloudy - Temp: 12.1C
Track: Dry - Temp: 17.8C

Started at: 16:40:24
Laps: 4
Starters: 26
Printed at: 16:54

PROVISIONAL SPLIT TIMES

Lap	Split 1	Split 2	Split 3	Split 4	Lap Time	Spd	Lap	Split 1	Split 2	Split 3	Split 4	Lap Time	Spd
74 Jonathan BOSCH (15th)							1	38.726	36.841	23.328	32.480	2:11.375	166
1	34.308	33.976	21.664	31.795	2:01.743	183	2	<u>29.380</u>	35.816	23.293	32.905	<u>2:01.394</u>	194
2	<u>26.924</u>	33.828	21.528	32.192	1:54.472	229	3	29.547	35.911	23.297	<u>32.841</u>	2:01.596	208
3	27.454	<u>33.687</u>	<u>21.503</u>	31.775	<u>1:54.419</u>	229	4	29.477	<u>35.597</u>	<u>23.269</u>	33.165	2:01.508	206
4	27.920	34.087	21.917	<u>31.756</u>	1:55.680	227							
76 Scott WEBSTER (16th)							95 Matthew RINDEL (5th)						
1	37.488	33.942	23.292	32.274	2:06.996	187	1	32.560	31.280	20.860	29.467	1:54.167	204
2	<u>27.184</u>	<u>33.222</u>	<u>21.772</u>	<u>31.611</u>	<u>1:53.789</u>	229	2	25.354	31.596	20.803	29.640	1:47.393	254
3	27.325	33.504	21.987	31.872	1:54.688	225	3	26.096	31.028	20.916	29.296	1:47.336	246
4	27.744	33.713	22.247	32.234	1:55.938	223	4	<u>25.223</u>	<u>30.795</u>	<u>20.453</u>	<u>29.230</u>	<u>1:45.701</u>	255
80 David BARTELS (12th)							268 John PRICE (2nd)						
1	33.653	33.250	21.854	31.358	2:00.115	191	1	31.828	31.312	19.958	28.946	1:52.044	212
2	27.365	32.387	<u>21.486</u>	30.856	1:52.094	236	2	25.550	31.133	<u>19.887</u>	29.345	1:45.915	250
3	<u>27.097</u>	32.459	21.618	30.897	1:52.071	242	3	25.949	31.411	20.128	29.125	1:46.613	234
4	27.316	<u>32.074</u>	21.538	<u>30.775</u>	<u>1:51.703</u>	239	4	<u>25.220</u>	<u>30.833</u>	19.917	<u>28.674</u>	<u>1:44.644</u>	244
81 Gary TIDD (9th)							616 William DOWNIE (13th)						
1	33.761	32.749	20.818	29.496	1:56.824	201	1	36.877	34.912	23.405	31.621	2:06.815	183
2	<u>26.705</u>	32.424	21.112	30.221	1:50.462	226	2	27.221	33.746	21.307	30.407	1:52.681	255
3	27.503	<u>32.075</u>	<u>20.631</u>	<u>29.496</u>	<u>1:49.705</u>	223	3	27.357	<u>32.567</u>	<u>21.275</u>	30.551	1:51.750	257
4	26.856	32.567	21.069	30.129	1:50.621	217	4	<u>27.109</u>	32.679	21.314	<u>30.343</u>	<u>1:51.445</u>	255
83 Nathan HILLMAN (25th)							686 Tracey DAVIES (10th)						
1	44.053	37.323	23.930	34.480	2:19.786		1	34.688	32.671	21.790	30.700	1:59.849	201
2	31.446	36.187	23.274	32.836	2:03.743	204	2	26.608	32.332	21.269	30.324	1:50.533	234
3	28.714	<u>34.742</u>	<u>22.759</u>	<u>32.585</u>	<u>1:58.800</u>	221	3	26.697	32.279	21.151	<u>29.926</u>	1:50.053	237
4	<u>28.562</u>	35.467	23.249	32.831	2:00.109	223	4	<u>26.304</u>	<u>31.685</u>	<u>21.054</u>	30.231	<u>1:49.274</u>	239
86 Aaron DREW (14th)							816 Darren LARK (26th)						
1	35.180	33.896	21.933	31.907	2:02.916	188	1	39.953	38.038	25.121	35.209	2:18.321	168
2	27.554	33.504	21.870	31.734	1:54.662	230	2	32.186	37.885	24.880	34.734	2:09.685	184
3	<u>27.056</u>	33.522	21.582	31.649	1:53.809	230	3	32.115	37.721	<u>24.432</u>	34.561	2:08.829	195
4	27.486	<u>33.209</u>	<u>21.448</u>	<u>31.364</u>	<u>1:53.507</u>	236	4	<u>31.561</u>	<u>37.410</u>	24.771	<u>34.121</u>	<u>2:07.863</u>	190


87 Brad GORRIE (24th)

*** RACE REDUCED FROM 5 TO 4 LAPS DUE TO EARLIER TIME DELAYS ***

The results are provisional until the end of the time limit for protests and appeals.


Scott Laing
Chief Timekeeper - Scott Laing

Tony Bolin
Clerk of Course - Tony Bolin



COMPUTIME RACE TIMING SYSTEMS PTY LTD
www.computime.com.au

E-mail: scott@computime.com.au / Ph: 0418 17 13 17





Round 3 - Phillip Island GP Circuit - September 3 & 4
FORMULA SPORT

Leg 2

Started at: 16:40:24
 Laps: 4
 Starters: 26
 Printed at: 16:54

Date: 03/09/22
 Event: R12
 Weather: Mostly cloudy - Temp: 12.1C
 Track: Dry - Temp: 17.8C

PROVISIONAL FASTEST LAPS SEQUENCE


Lap	Race Pos	No	Name	Machine	Fastest Lap	On Lap
1	1	24	Charles HERN	Yamaha R1 1000	1:49.050	1
2	1	24	Charles HERN	Yamaha R1 1000	1:42.832	2

*** RACE REDUCED FROM 5 TO 4 LAPS DUE TO EARLIER TIME DELAYS ***

The results are provisional until the end of the time limit for protests and appeals.


Scott Laing
 Chief Timekeeper - Scott Laing

Tony Bolin
 Clerk of Course - Tony Bolin



COMPUTIME RACE TIMING SYSTEMS PTY LTD
www.computime.com.au

E-mail: scott@computime.com.au / Ph: 0418 17 13 17





Round 3 - Phillip Island GP Circuit - September 3 & 4
FORMULA SPORT

Leg 2

Date: 03/09/22
Event: R12
Weather: Mostly cloudy - Temp: 12.1C
Track: Dry - Temp: 17.8C

Started at: 16:40:24
Laps: 4
Starters: 26
Printed at: 16:54

PROVISIONAL LAP SHEET


No	Lap Time	Gap	No	Lap Time	Gap	No	Lap Time	Gap	No	Lap Time	Gap
Lap 1			4A	1:46.249	5.338	95	1:47.336	12.906	8A	1:48.454	16.974
24	1:49.050		36	1:46.860	5.803	7A	1:48.121	12.952	81	1:50.621	26.798
36	1:50.825	1.775	268	1:45.915	6.077	8A	1:47.219	13.344	686	1:49.274	28.895
4A	1:50.971	1.921	7A	1:46.089	8.939	52	1:48.548	13.622	3	1:49.411	29.070
268	1:52.044	2.994	52	1:45.752	9.182	81	1:49.705	21.001	80	1:51.703	35.169
95	1:54.167	5.117	95	1:47.393	9.678	686	1:50.053	24.445	616	1:51.445	41.877
7A	1:54.732	5.682	8A	1:47.156	10.233	3	1:49.403	24.483	86	1:53.507	44.080
8A	1:54.959	5.909	81	1:50.462	15.404	80	1:52.071	28.290	74	1:55.680	45.500
52	1:55.312	6.262	686	1:50.533	18.500	74	1:54.419	34.644	76	1:55.938	50.597
81	1:56.824	7.774	3	1:51.085	19.188	616	1:51.750	35.256	48	1:55.680	53.994
686	1:59.849	10.799	80	1:52.094	20.327	86	1:53.809	35.397	62	1:55.777	56.151
3	1:59.985	10.935	74	1:54.472	24.333	76	1:54.688	39.483	73	1:57.201	56.403
80	2:00.115	11.065	86	1:54.662	25.696	48	1:55.512	43.138	46	1:56.332	1:07.00
74	2:01.743	12.693	616	1:52.681	27.614	73	1:56.849	44.026	42	1:58.212	1:08.55
86	2:02.916	13.866	76	1:53.789	28.903	62	1:56.118	45.198	37	1:58.931	1:10.23
616	2:06.815	17.765	73	1:55.549	31.285	42	2:00.706	55.164	12	2:01.242	1:11.59
76	2:06.996	17.946	48	1:54.952	31.734	12	2:01.336	55.172	87	2:01.508	1:15.05
73	2:07.618	18.568	62	1:56.396	33.188	46	2:00.636	55.501	83	2:00.109	1:21.62
12	2:08.644	19.594	12	2:01.182	37.944	37	2:00.313	56.124	816	2:07.863	1:43.88
48	2:08.664	19.614	42	2:00.870	38.566	87	2:01.596	58.375			
62	2:08.674	19.624	46	2:00.139	38.973	83	1:58.800	1:06.33			
42	2:09.578	20.528	37	2:01.614	39.919	816	2:08.829	1:20.84			
37	2:10.187	21.137	87	2:01.394	40.887						
46	2:10.716	21.666	83	2:03.743	51.647	Lap 4					
87	2:11.375	22.325	816	2:09.685	56.124	24	1:44.824				
816	2:18.321	29.271	Lap 3			268	1:44.644	8.402			
83	2:19.786	30.736	24	1:44.108		36	1:46.447	9.324			
Lap 2			36	1:46.006	7.701	4A	1:45.785	10.387			
24	1:42.832		268	1:46.613	8.582	95	1:45.701	13.783			
			4A	1:48.196	9.426	52	1:45.305	14.103			
						7A	1:48.782	16.910			

*** RACE REDUCED FROM 5 TO 4 LAPS DUE TO EARLIER TIME DELAYS ***

The results are provisional until the end of the time limit for protests and appeals.


Scott Laing
Chief Timekeeper - Scott Laing

Tony Bolin
Clerk of Course - Tony Bolin



COMPUTIME RACE TIMING SYSTEMS PTY LTD
www.computime.com.au

E-mail: scott@computime.com.au / Ph: 0418 17 13 17





Round 3 - Phillip Island GP Circuit - September 3 & 4
FORMULA SPORT

Leg 2

Date: 03/09/22
 Event: R12
 Weather: Mostly cloudy - Temp: 12.1C
 Track: Dry - Temp: 17.8C

Started at: 16:40:24
 Laps: 4
 Starters: 26
 Printed at: 16:54

PROVISIONAL LAP CHART


Name	Grid	1	2	3	4	Name
C. HERN	24	24	24	24	24	C. HERN
C. DUFFY	36	36	4A	36	268	J. PRICE
M. HICKS	4A	4A	36	268	36	C. DUFFY
M. DELANEY	8A	268	268	4A	4A	M. HICKS
J. PRICE	268	95	7A	95	95	M. RINDEL
N. MCKENZIE	65	7A	52	7A	52	M. HAWKSLEY
M. RINDEL	95	8A	95	8A	7A	S. ROBINSON
D. BARTELS	80	52	8A	52	8A	M. DELANEY
J. BOSCH	74	81	81	81	81	G. TIDD
C. BOURNE	6	686	686	686	686	T. DAVIES
A. DREW	86	3	3	3	3	S. O'BRIEN
S. ROBINSON	7A	80	80	80	80	D. BARTELS
G. TIDD	81	74	74	74	616	W. DOWNIE
R. DAFF	48	86	86	616	86	A. DREW
F. DILLON	62	616	616	86	74	J. BOSCH
J. DIACONO	46	76	76	76	76	S. WEBSTER
D. LODGE	42	73	73	48	48	R. DAFF
S. BUGG	73	12	48	73	62	F. DILLON
B. GORRIE	87	48	62	62	73	S. BUGG
D. LARK	816	62	12	42	46	J. DIACONO
M. HAWKSLEY	52	42	42	12	42	D. LODGE
N. HILLMAN	83	37	46	46	37	P. CONWAY
W. DOWNIE	616	46	37	37	12	K. JENKINS
S. WEBSTER	76	87	87	87	87	B. GORRIE
T. DAVIES	686	816	83	83	83	N. HILLMAN
K. JENKINS	12	83	816	816	816	D. LARK

*** RACE REDUCED FROM 5 TO 4 LAPS DUE TO EARLIER TIME DELAYS ***

The results are provisional until the end of the time limit for protests and appeals.


Scott Laing
 Chief Timekeeper - Scott Laing

Tony Bolin
 Clerk of Course - Tony Bolin



COMPUTIME RACE TIMING SYSTEMS PTY LTD
www.computime.com.au

E-mail: scott@computime.com.au / Ph: 0418 17 13 17





Round 3 - Phillip Island GP Circuit - September 3 & 4
FORMULA SPORT

Leg 2

Date: 03/09/22
 Event: R12
 Weather: Mostly cloudy - Temp: 12.1C
 Track: Dry - Temp: 17.8C

Started at: 16:40:24
 Laps: 4
 Starters: 26
 Printed at: 16:54

PROVISIONAL BEST PARTIAL TIMES

Pos	Split 1		Split 2		Split 3		Split 4		LAP		
	Name	Time	Name	Time	Name	Time	Name	Time	Name	Ideal	Fastest
1	C. HERN	25.047	C. HERN	29.921	C. HERN	19.668	C. HERN	28.196	C. HERN	1:42.832	1:42.832
2	J. PRICE	25.220	M. HAWKSLE	30.217	C. DUFFY	19.729	J. PRICE	28.674	J. PRICE	1:44.614	1:44.644
3	M. RINDEL	25.223	C. DUFFY	30.437	J. PRICE	19.887	M. HICKS	28.800	C. DUFFY	1:44.779	1:46.006
4	M. HICKS	25.493	M. RINDEL	30.795	M. HICKS	20.048	M. HAWKSLE	28.834	M. HAWKSLE	1:45.111	1:45.305
5	S. ROBINSON	25.594	J. PRICE	30.833	S. ROBINSON	20.119	C. DUFFY	28.929	M. HICKS	1:45.236	1:45.785
6	C. DUFFY	25.684	M. HICKS	30.895	M. HAWKSLE	20.271	M. DELANEY	29.163	M. RINDEL	1:45.701	1:45.701
7	M. HAWKSLE	25.789	S. ROBINSON	30.897	M. RINDEL	20.453	M. RINDEL	29.230	S. ROBINSON	1:46.067	1:46.089
8	M. DELANEY	25.791	M. DELANEY	31.225	G. TIDD	20.631	S. ROBINSON	29.457	M. DELANEY	1:46.943	1:47.156
9	T. DAVIES	26.304	T. DAVIES	31.685	M. DELANEY	20.764	G. TIDD	29.496	G. TIDD	1:48.907	1:49.705
10	S. O'BRIEN	26.345	S. O'BRIEN	31.908	S. O'BRIEN	20.769	T. DAVIES	29.926	T. DAVIES	1:48.969	1:49.274
11	G. TIDD	26.705	D. BARTELS	32.074	T. DAVIES	21.054	S. O'BRIEN	30.043	S. O'BRIEN	1:49.065	1:49.403
12	J. BOSCH	26.924	G. TIDD	32.075	W. DOWNIE	21.275	W. DOWNIE	30.343	W. DOWNIE	1:51.294	1:51.445
13	A. DREW	27.056	W. DOWNIE	32.567	A. DREW	21.448	D. BARTELS	30.775	D. BARTELS	1:51.432	1:51.703
14	D. BARTELS	27.097	S. BUGG	32.931	D. BARTELS	21.486	F. DILLON	31.239	A. DREW	1:53.077	1:53.507
15	W. DOWNIE	27.109	F. DILLON	32.999	J. BOSCH	21.503	S. BUGG	31.356	S. WEBSTER	1:53.789	1:53.789
16	S. WEBSTER	27.184	A. DREW	33.209	S. WEBSTER	21.772	A. DREW	31.364	J. BOSCH	1:53.870	1:54.419
17	R. DAFF	27.813	S. WEBSTER	33.222	J. DIACONO	21.936	R. DAFF	31.525	R. DAFF	1:54.794	1:54.952
18	J. DIACONO	28.382	R. DAFF	33.441	R. DAFF	22.015	S. WEBSTER	31.611	S. BUGG	1:55.549	1:55.549
19	S. BUGG	28.426	J. BOSCH	33.687	D. LODGE	22.336	J. DIACONO	31.741	F. DILLON	1:55.577	1:55.777
20	N. HILLMAN	28.562	J. DIACONO	34.273	F. DILLON	22.439	J. BOSCH	31.756	J. DIACONO	1:56.332	1:56.332
21	K. JENKINS	28.798	D. LODGE	34.337	N. HILLMAN	22.759	P. CONWAY	32.087	D. LODGE	1:58.212	1:58.212
22	P. CONWAY	28.822	P. CONWAY	34.687	S. BUGG	22.836	B. GORRIE	32.480	N. HILLMAN	1:58.648	1:58.800
23	F. DILLON	28.900	N. HILLMAN	34.742	B. GORRIE	23.269	D. LODGE	32.544	P. CONWAY	1:58.913	1:58.931
24	D. LODGE	28.995	K. JENKINS	35.128	P. CONWAY	23.317	K. JENKINS	32.573	K. JENKINS	1:59.970	2:01.182
25	B. GORRIE	29.380	B. GORRIE	35.597	K. JENKINS	23.471	N. HILLMAN	32.585	B. GORRIE	2:00.726	2:01.394
26	D. LARK	31.561	D. LARK	37.410	D. LARK	24.432	D. LARK	34.121	D. LARK	2:07.524	2:07.863

*** RACE REDUCED FROM 5 TO 4 LAPS DUE TO EARLIER TIME DELAYS ***

The results are provisional until the end of the time limit for protests and appeals.


Scott Laing
 Chief Timekeeper - Scott Laing

Tony Bolin
 Clerk of Course - Tony Bolin



COMPUTIME RACE TIMING SYSTEMS PTY LTD
www.computime.com.au

E-mail: scott@computime.com.au / Ph: 0418 17 13 17





Round 3 - Phillip Island GP Circuit - September 3 & 4
FORMULA SPORT

Date: 03/09/22
 Event: R12
 Weather: Mostly cloudy - Temp: 12.1C
 Track: Dry - Temp: 17.8C

LEG 3 (Event 15)
PROVISIONAL GRID SHEET


Started at: 16:40:24
 Laps: 4
 Starters: 26
 Printed at: 16:55



1	24	1 C. HERN 7:00.814	268	2 J. PRICE 7:09.216	36	3 C. DUFFY 7:10.138
2	4A	4 M. HICKS 7:11.201	95	5 M. RINDEL 7:14.597	52	6 M. HAWKSLEY 7:14.917
3	7A	7 S. ROBINSON 7:17.724	8A	8 M. DELANEY 7:17.788	81	9 G. TIDD 7:27.612
4	686	10 T. DAVIES 7:29.709	3	11 S. O'BRIEN 7:29.884	80	12 D. BARTELS 7:35.983
5	616	13 W. DOWNIE 7:42.691	86	14 A. DREW 7:44.894	74	15 J. BOSCH 7:46.314
6	76	16 S. WEBSTER 7:51.411	48	17 R. DAFF 7:54.808	62	18 F. DILLON 7:56.965
7	73	19 S. BUGG 7:57.217	46	20 J. DIACONO 8:07.823	42	21 D. LODGE 8:09.366
8	37	22 P. CONWAY 8:11.045	12	23 K. JENKINS 8:12.404	87	24 B. GORRIE 8:15.873
9	83	25 N. HILLMAN 8:22.438	816	26 D. LARK 8:44.698		


Scott Laing
 Chief Timekeeper - Scott Laing

Tony Bolin
 Clerk of Course - Tony Bolin



COMPUTIME RACE TIMING SYSTEMS PTY LTD
www.computime.com.au

E-mail: scott@computime.com.au / Ph: 0418 17 13 17





Round 3 - Phillip Island GP Circuit - September 3 & 4

FORMULA SPORT

LEG 3 (Event 15)

Date: 03/09/22
Event: R12
Weather: Mostly cloudy - Temp: 12.1C
Track: Dry - Temp: 17.8C

Started at: 16:40:24
Laps: 4
Starters: 26
Printed at: 16:55


PROVISIONAL GRID SHEET

Table with 4 columns: Race Number, Name, Time, and Position. Contains 26 entries for the provisional grid.




Signature of Scott Laing
Chief Timekeeper - Scott Laing

Signature of Tony Bolin
Clerk of Course - Tony Bolin



COMPUTIME RACE TIMING SYSTEMS PTY LTD
www.computime.com.au

E-mail: scott@computime.com.au / Ph: 0418 17 13 17





Round 3 - Phillip Island GP Circuit - September 3 & 4

FORMULA SPORT

PROVISIONAL PROGRESSIVE ROUND POINTS

PERIOD 6 & 7

Pos	No	Name	Rnd 3 Race 1	Rnd 3 Race 2	Total
1	74	Jonathan BOSCH	25	25	50
2	73	Stuart BUGG	20	18	38
3	87	Brad GORRIE	18	16	34
4	816	Darren LARK	17	15	32
5	76	Scott WEBSTER		20	20
6	37	Paul CONWAY		17	17

PRE-MODERN 1000cc

Pos	No	Name	Rnd 3 Race 1	Rnd 3 Race 2	Total
1	24	Charles HERN	25	25	50
2	36	Christopher DUFFY	20	20	40
3	4A	Michael HICKS	18	18	36
4	95	Matthew RINDEL	16	17	33
5	7A	Shane ROBINSON	13	16	29
6	86	Aaron DREW	14	14	28
7	62	Francis DILLON	12	13	25
8	46	Jeffrey DIACONO	11	12	23
9	42	Dick LODGE	10	11	21
10	65	Nathan MCKENZIE	17		17
11	616	William DOWNIE		15	15
12	6	Cori BOURNE	15		15

PRE-MODERN 600cc


Pos	No	Name	Rnd 3 Race 1	Rnd 3 Race 2	Total
1	8A	Marcus DELANEY	25	20	45
2	52	Mitchell HAWKSLEY	18	25	43
3	80	David BARTELS	20	17	37
4	3	Shane O'BRIEN		18	18
5	12	Kruiz JENKINS		16	16

THUNDERBIKE

Pos	No	Name	Rnd 3 Race 1	Rnd 3 Race 2	Total
1	268	John PRICE	25	25	50
2	81	Gary TIDD	20	20	40
3	48	Robert DAFF	18	17	35
4	686	Tracey DAVIES		18	18
5	83	Nathan HILLMAN		16	16


Scott Laing
 Chief Timekeeper - Scott Laing

Tony Bolin
 Clerk of Course - Tony Bolin



COMPUTIME RACE TIMING SYSTEMS PTY LTD
www.computime.com.au

E-mail: scott@computime.com.au / Ph: 0418 17 13 17





Round 3 - Phillip Island GP Circuit - September 3 & 4

FORMULA SPORT

PROVISIONAL PROGRESSIVE SERIES POINTS

PERIOD 6 & 7

Pos	No	Name	Rnd 1 B/ford	Rnd 2 Wint	Rnd 3 Race 1	Rnd 3 Race 2	Total
1	74	Jonathan BOSCH	90	100	25	25	240
2	37	Paul CONWAY	61	70		17	148
3	73	Stuart BUGG	83		20	18	121
4		Douglas HALL		76			76
5		Brendan SCHMIDT		40			40
6	87	Brad GORRIE			18	16	34
7	816	Darren LARK			17	15	32
8	76	Scott WEBSTER				20	20

PRE-MODERN 1000cc


Pos	No	Name	Rnd 1 B/ford	Rnd 2 Wint	Rnd 3 Race 1	Rnd 3 Race 2	Total
1	95	Matthew RINDEL	90	85	16	17	208
2	6	Cori BOURNE	68	76	15		159
3	46	Jeffrey DIACONO	63	67	11	12	153
4	42	Dick LODGE	64	54	10	11	139
5	4A	Michael HICKS		88	18	18	124
6		Philip BUCKMAN	68	34			102
7	86	Aaron DREW		57	14	14	85
8	616	William DOWNIE		64		15	79
9		Andrew HANNAN	76				76
10	24	Charles HERN			25	25	50
11	36	Christopher DUFFY			20	20	40
12	7A	Shane ROBINSON			13	16	29
13	62	Francis DILLON			12	13	25
14	65	Nathan MCKENZIE			17		17
15		Kruiz JENKINS		13			13

PRE-MODERN 600cc

Pos	No	Name	Rnd 1 B/ford	Rnd 2 Wint	Rnd 3 Race 1	Rnd 3 Race 2	Total
1	52	Mitchell HAWKSLEY	100	100	18	25	243
2	8A	Marcus DELANEY	56		25	20	101
3		Matthew LONG	78				78
4	80	David BARTELS			20	17	37
5	3	Shane O'BRIEN				18	18
6		Christopher GILBEE	18				18
7	12	Kruiz JENKINS				16	16


Scott Laing
 Chief Timekeeper - Scott Laing

Tony Bolin
 Clerk of Course - Tony Bolin



COMPUTIME RACE TIMING SYSTEMS PTY LTD
www.computime.com.au

E-mail: scott@computime.com.au / Ph: 0418 17 13 17






Round 3 - Phillip Island GP Circuit - September 3 & 4
FORMULA SPORT
PROVISIONAL PROGRESSIVE SERIES POINTS

THUNDERBIKE

Pos	No	Name	Rnd 1 B/ford	Rnd 2 Wint	Rnd 3 Race 1	Rnd 3 Race 2	Total
1	686	Tracey DAVIES	100	86		18	204
2	48	Robert DAFF	18	80	18	17	133
3		William FISHER		68			68
4		Richard MARROCCINI	60				60
5	268	John PRICE			25	25	50
6	81	Gary TIDD			20	20	40
7	83	Nathan HILLMAN				16	16

Scott Laing
 Chief Timekeeper - Scott Laing

Tony Bolin
 Clerk of Course - Tony Bolin



COMPUTIME RACE TIMING SYSTEMS PTY LTD
www.computime.com.au

E-mail: scott@computime.com.au / Ph: 0418 17 13 17

